

# VGA & Stereo Audio CAT5 Extender With Chainable Output

ITEM NO.: VE02AL, VE05AL, VE02ALR



VE02AL, VE05AL is designed for VGA +Stereo Audio signal over cost effective CAT5 cable to instead of VGA and Audio cable. VE02AL receiver built in chainable output to cascade the other receiver for working range over 300 meters. It is optimum video performance under long cable run and perfect for multiple monitor display.

This AV Extender is the smart, fast and cost-effective, eliminates costly and bulky VGA and Audio cable and the most efficient way to move multimedia content from player to display. Used in pairs, the VGA & Audio Extender is used in Shopping malls, public address systems, airports, train & bus station, boardrooms, trade shows, computer based training application.

## **VE02AL 1 in 3 Out VGA with Stereo Audio CAT5 Extender Distribution Amplifier – Chainable Function**

- Extends VGA and stereo audio over one UTP CAT5 cable.
- Each set including one piece VE02ALT transmitter and one piece VE02ALR receiver.
- Support analog stereo audio.
- Digital transmission on analog stereo audio for sound undistorted.
- Supports up to 1920x1200 @60Hz.
- Long range transmission up to 300 meters (Max.)
- **Dual output: 1 VGA loop output for local, plus 2 x CAT5 RJ45 output for remote side.**
- **Built in equalization, gain adjustment, chainable CAT5 output at remote unit.**
- **Remote unit could be daisy chained to another VE02ALR receiver to extended working range over 300 meters and multiple displays.**
- Local unit VE02ALT local output: supports DDC、DDC2、DDC 2B, and provides virtual DDC, DDC backup function, to avoid wrong setting at high resolution/frequency and cause remote monitor unable display.
- Application for airports, train & bus stations, window display, trades shows, exhibitions.

## **VE05AL 1 in 5 Out VGA with Stereo Audio CAT5 Extender Distribution Amplifier - Chainable function**

- Each set including one piece VE05ALT transmitter and one piece VE02ALR receiver.
- Dual output: 1 VGA loop output for local, plus 4 x CAT5 RJ45 output for remote side.
- Each VGA display equipment request one VE02ALR receiver at remote side. (Order separately).
- Use CAT5 cable instead of VGA cable.
- Long range transmission up to 300 meters (Max.).
- **Built in equalization, gain adjustment, chainable CAT5 output at VE02ALR remote unit.**
- Supports up to 1920x1200 @60Hz.

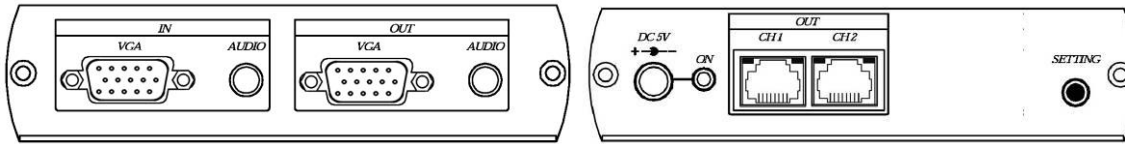
### **Option Model:**

#### **VE02ALR VGA with Stereo Audio CAT5 Receiver– Chainable function**

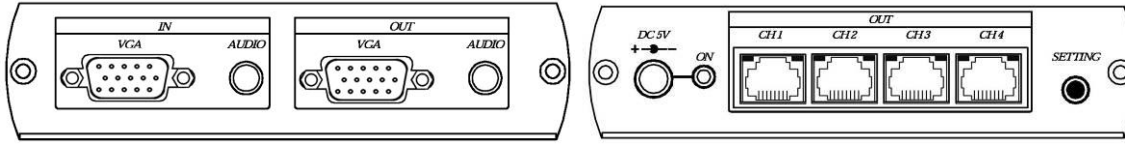
- **Work with VE02ALT, VE05ALT as receiver for extra remote VGA display equipment.**
- **It could be daisy chained for another VE02ALR to extended working range over 300 meters and multiple displays.**
- Built in equalization, gain adjustment.
- Supports up to 1920x1200 @60Hz.

## Panel View:

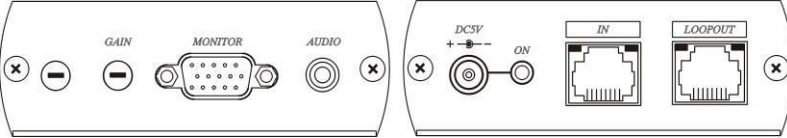
### VE02ALT



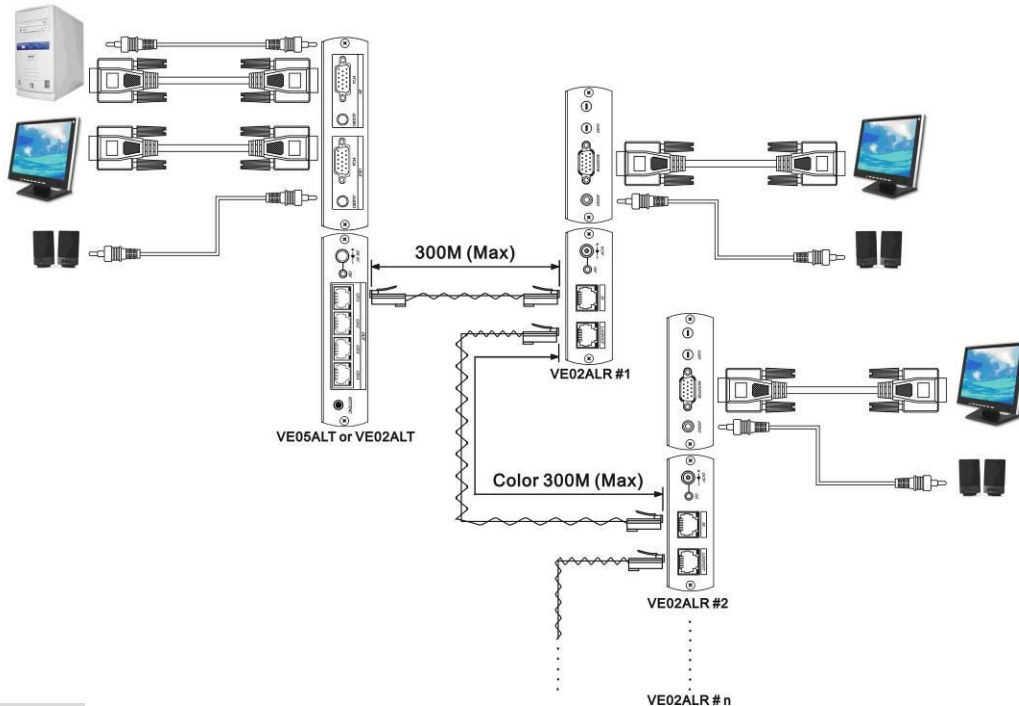
### VE05ALT



### VE02ALR



## View of installation:



### RJ45 Define:

#### Link Cable (TIA/EIA-568-B )

1. Orange-white	Red +
2. Orange	Red -
3. Green-white	Green +
4. Blue	Audio -
5. Blue-white	Audio +
6. Green	Green -
7. Brown-white	Blue +
8. Brown	Blue -

### VE02ALT/VE05ALT LED:

Blue (front panel): power on/off

### RJ45 LED (Link cable connector):

Green: status (Refer the below)  
Yellow: status (Refer the below)

### LED status indication:

CH1 ~ CH4

Green on/off: VGA Signal

Green flash : EDID checksum error

Yellow on: Use monitor DDC

Yellow off : Use built in DDC

Yellow flash: monitor EDID checksum Error

Yellow, Green, Blue all flash : Memory error

### VE02ALT/VE05ALT local unit EDID set up:

Setup Monitor EDID: When Yellow LED off, press "SETTING" button until Blue LED flash, then release the "SETTING" button, yellow LED will be on.

Setup Built in EDID : When Yellow LED on, press "SETTING" button until Blue LED flash, then release the "SETTING" button, yellow LED will be off.

Reset factory default: First to unplug the power, then press "SETTING" button until reconnect power and Blue LED flash.

Auto Backup EDID : Change new monitor , it will start the monitor EDID backup.

### VE02ALR Remote unit adjustment:

EQ equalization (sharpness)

Gain signal boost (brightness)

### VE02ALR LED:

Blue (front panel): power on/off

### RJ45 LED (Link cable connector):

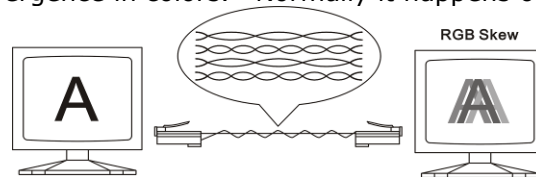
Green: signal lock (LED on )

### Caution:

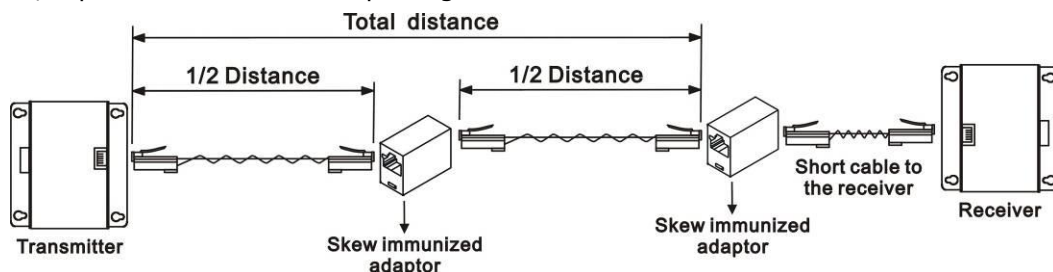
The cabling must away from any equipment with electromagnetic wave, i.e.: microwave, radio equipment, high voltage lines.

### Installation Tips:

1. Due to the inside of CAT5 cable that the pairs of wires are twisted at different rates, AND the different quality on cable itself and installation that will cause different signal arrival time at each pair. If there are big different at arrival time, that will cause RGB skew status. This is seen on the monitor as separation, or lack of convergence in colors. Normally it happens on long CAT 5 cable runs.



2. Recommend to use following cabling way to reduce skew status, to add special made "skew immunized adaptor", 2 pieces included at the package.



**CAUTION:** to avoid display equipment damaged, be sure to make correct cable connection and power for VE02ALT, VE05ALT, and VE02ALR before connecting VE02ALT, VE05ALT, and VE02ALR.

### Installation Cable:

Video Link cable using hi quality CAT5E UTP/STP or CAT6 UTP cable.

Please noted STP cable could enhance noise rejection, but also less transmission range and picture sharpness quality.

## Specification:

ITEM NO.	VE02ALT	VE05ALT	VE02ALR
Resolution	Up to 1920 x 1200 @ 60 Hz		
Video Bandwidth	Local 750MHz / Remote 350MHz-3db		150MHz
Video Input / Output	RGB Analog, 75Ω, 0.7Vp-p		
Sync Input / Output	H/V Separated, 5V TTL		
Horizontal Frequency	30-95 KHz		
Vertical Frequency	50-180 Hz		
VGA Connector	DB15 x 2		DB15 x 1
Audio Input / Output	10KΩ, 3Vp-p (Max)		
Audio Bandwidth	20~20KHz, -3dB		
Audio Connector	3.5mm Stereo Phone jack x 2		3.5mm Stereo Phone jack x 1
Link Connector	RJ45 x 2	RJ45 x 4	RJ45 x 2
Max Distance	Up to 1000 ft. (300M)		
Power Supply	DC 5V 2000mA		
Power Consumption	700mA (Max)		
Dimensions (mm)	125 x 95 x 30		88 x 95 x 30
Weight (g)	270	275	205



Rev. B